



FARG'ONA VILOYATI
STATISTIKA BOSHQARMASI

NOMINAL HISOBLANGAN O'RTACHA OYLIK ISH HAQI

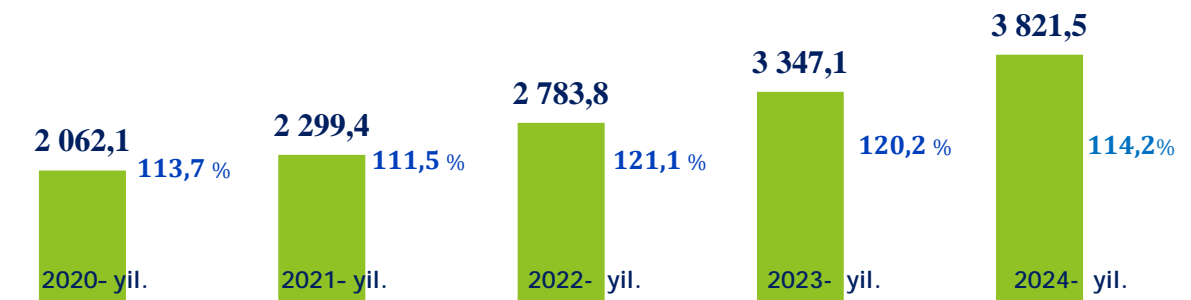
*qishloq xo'jaligi va kichik
tadbirkorlik subyektlarisiz*

*2024- yil yanvar-sentabr
davri uchun ma'lumotlar
dastlabki, o'tgan davrlar
uchun ma'lumotlar
yakuniy hisoblanadi*

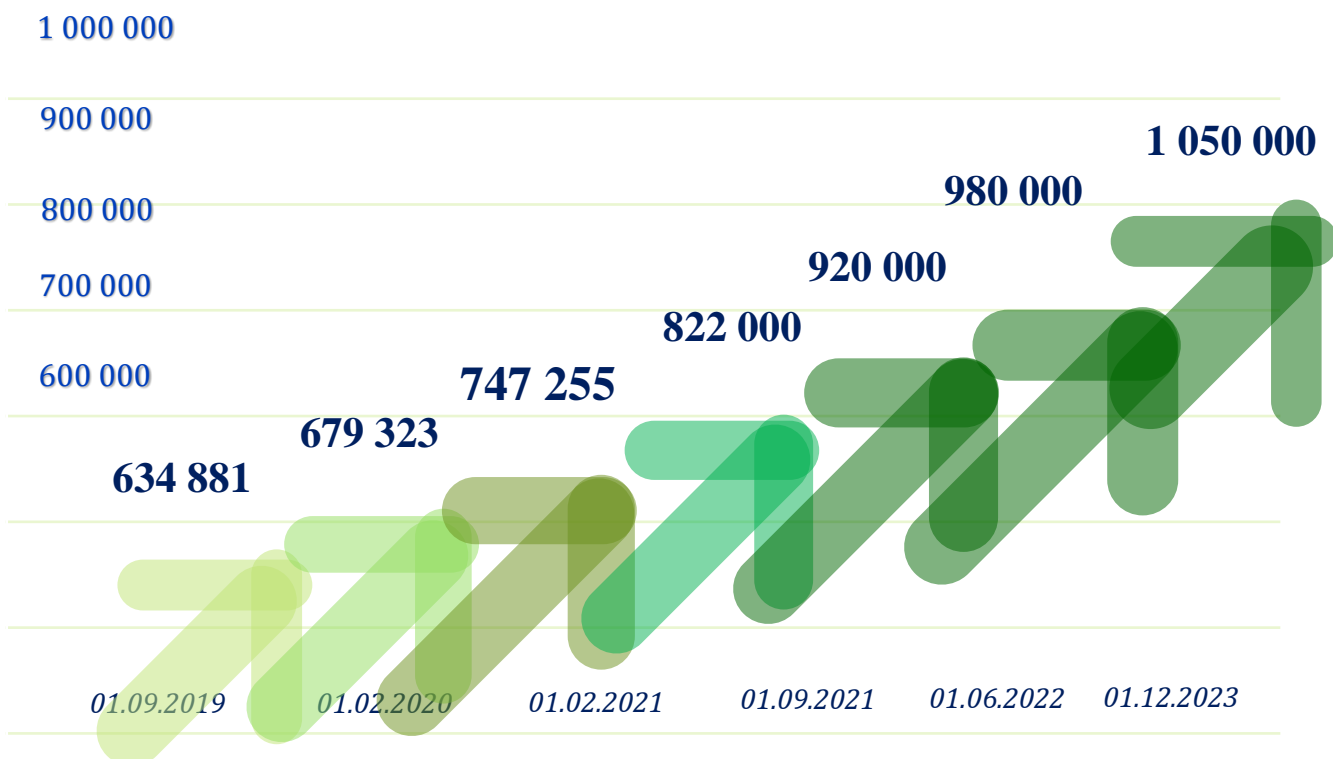
2024 - yil yanvar-sentabr

O‘rtacha oylik ish haqining yillar kesimidagi dinamikasi

Yanvar-sentabr, o‘shish darajasi o‘tgan yilning mos davriga nisbatan, ming so‘m



Mehnatga haq to‘lashning eng kam miqdori dinamikasi, so‘mda



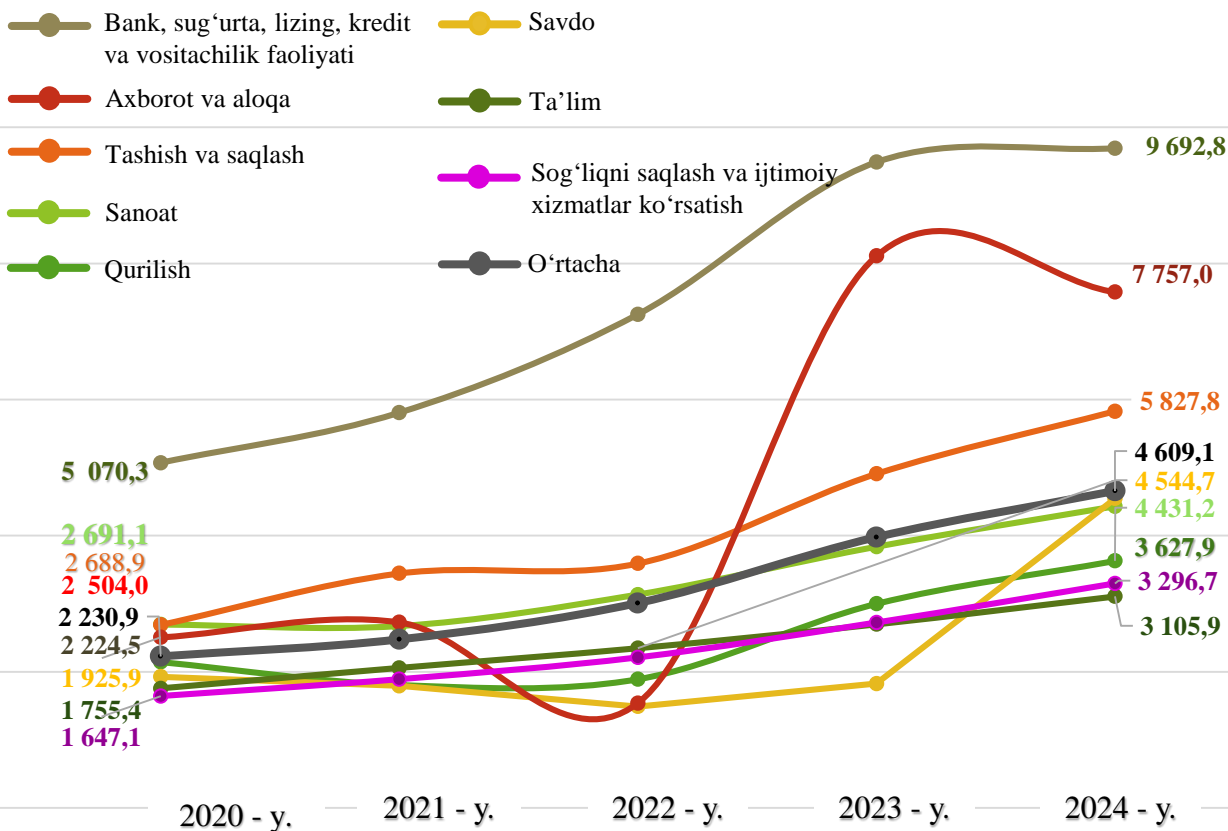
Ma’lumot uchun: Mehnatga haq to‘lashning eng kam miqdoriga 2023 - yil 1 - dekabr dan o‘zgartirish kiritildi hamda **1050,0 ming so‘mga** yetkazildi.

2024 - yil yanvar-sentabr oylari uchun o‘rtacha oylik ish haqi 3 821, ming so‘mga ko‘rsatkichini shakllantirishda qishloq xo‘jaligi va kichik tadbirkorlik subyektlari **hisobga olinmagan**, chunki fermer xo‘jaliklari hamda kichik tadbirkorlik subyektlari **yilda bir marta** hisobot taqdim etishi belgilangan.

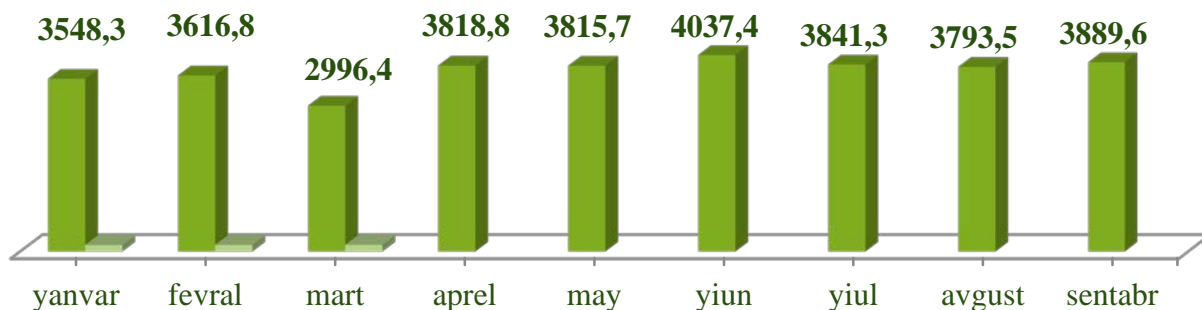
Yuridik shaxs maqomiga ega bo‘lgan korxonalar va tashkilotlarda ishlovchi xodimlarning o‘rtacha oylik nominal hisoblangan ish haqlari (keyingi o‘rinlarda – o‘rtacha oylik ish haqi) har bir iqtisodiy faoliyat turlarida turlicha farqlanadi.

O‘rtacha oylik nominal hisoblangan ish haqi tarkibiga qo‘shimcha to‘lovlar, mukofot pullari, rag‘batlantiruvchi to‘lovlar, kompensatsiya va ishlamagan vaqti uchun to‘lovlar, shuningdek, jismoniy shaxslardan olinadigan daromad solig‘i va kasaba uyushmasiga ajratmalar kiradi.

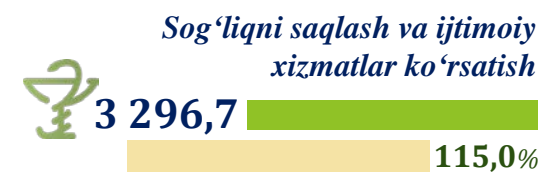
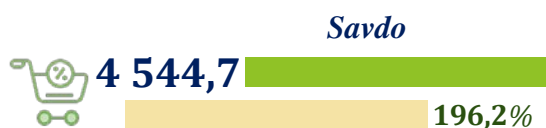
O‘rtacha oylik ish haqining tarmoqlar bo‘yicha o‘zgarish dinamikasi, yanvar-sentabr, ming so‘m



2024 – yil o‘rtacha oylik ish haqining oylar kesimidagi dinamikasi, ming so‘m



2024-yil yanvar-sentabr oylarida iqtisodiy faoliyat turlari kesimida o‘rtacha oylik ish haqi, ming so‘m

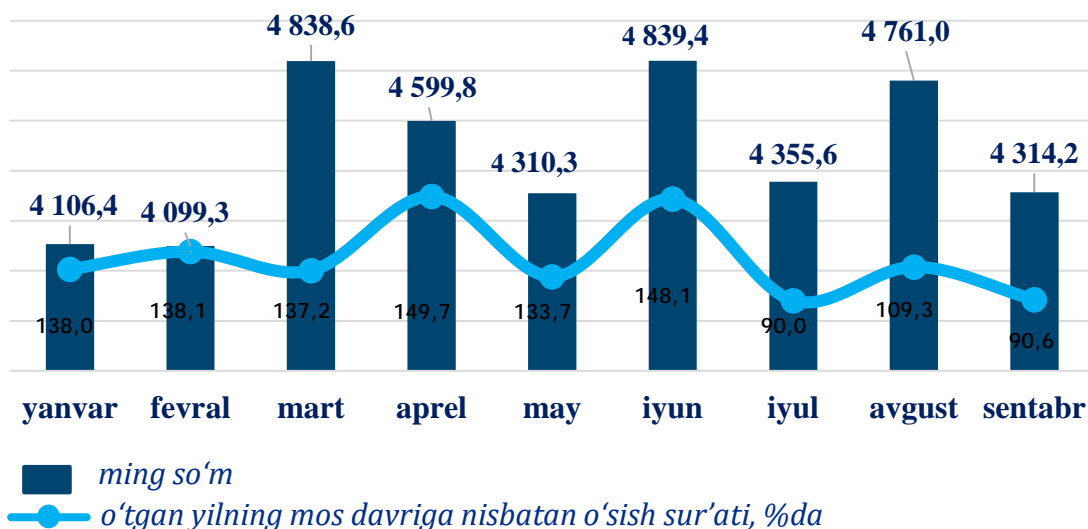


2024- yil yanvar-sentabr oylarida iqtisodiy faoliyat turlari bo‘yicha o‘rtacha oylik ish haqining eng baland ko‘rsatkichi –savdo sohasi oliyatiga to‘g‘ri kelib, o‘tgan yilning mos davriga nisbatan o‘shish darajasi **196,2 %** ni tashkil etdi.

Shuningdek, bank va sug‘urta faoliyatiga to‘g‘ri kelib **101,8 %**, barobariga oshgan, tashish va saqlash sohasi **112,6 %**, sanoat sohasi **111,6 %**, ta‘lim sohasida **114,0 %**, qurilish sohasi **105,5 %** ga hamda sog‘liqni saqlashva ijtimoiy xizmatlar ko‘rsatish faoliyati **115,0 %** o‘sganligini ko‘rishimiz mumkin.



SANOAT SOHASIDA O‘RTACHA OYLIK ISH HAQI




Sanoatning asosiy tarmoqlari bo‘yicha o‘rtacha oylik ish haqi, ming so‘m




4 213,3

Ishlab chiqarish sanoati



3 514,6

Suv bilan ta‘minlash, kanalizatsiya tizimi, chiqindilarni yig‘ish va utilizatsiya qilish

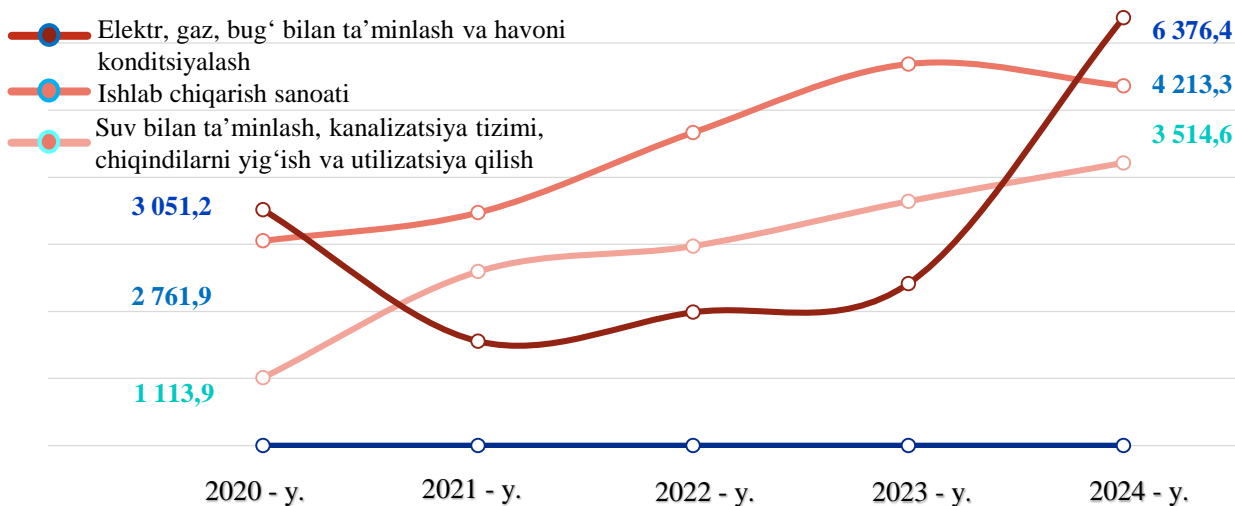


6 376,4

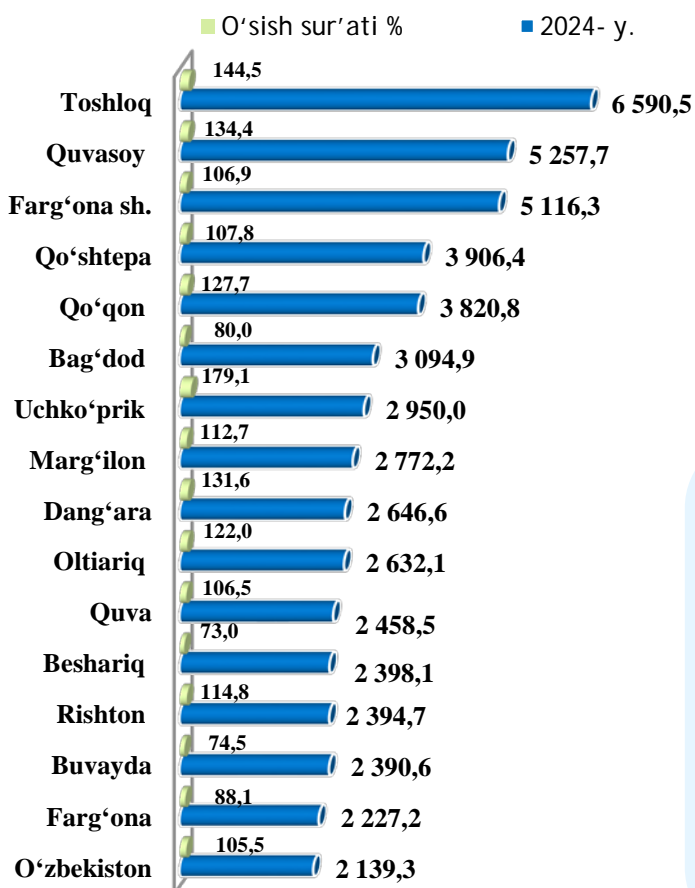
Elektr, gaz, bug‘ bilan ta‘minlash va havoni konditsiyalash

Sanoatning asosiy tarmoqlari bo‘yicha o‘rtacha oylik ish haqining eng yuqori ko‘rsatkichi tog‘-kon sanoati va tarmog‘i suv bilan ta‘minlash, kanalizatsiya tizimi, chiqindilarni yig‘ish va utilizatsiya qilish (**3 514,6 ming so‘m**), elektr, gaz, bug‘ bilan ta‘minlash va havoni konditsiyalash (**6 376,4 ming so‘m**) hamda ishlab chiqarish sanoati (**4 213,3 ming so‘m**)da kuzatildi.

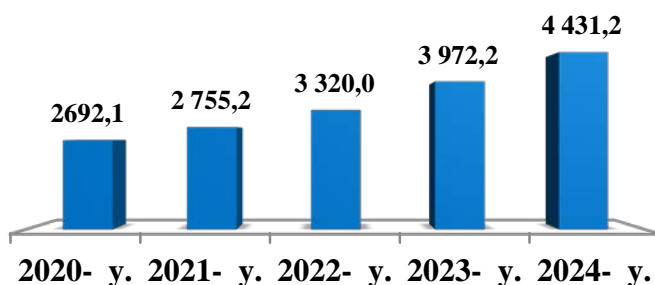
Sanoat sohasida tarmoqlar bo'yicha ish haqi o'zgarishi dinamikasi



O'rtacha oylik ish haqi, ming so'm

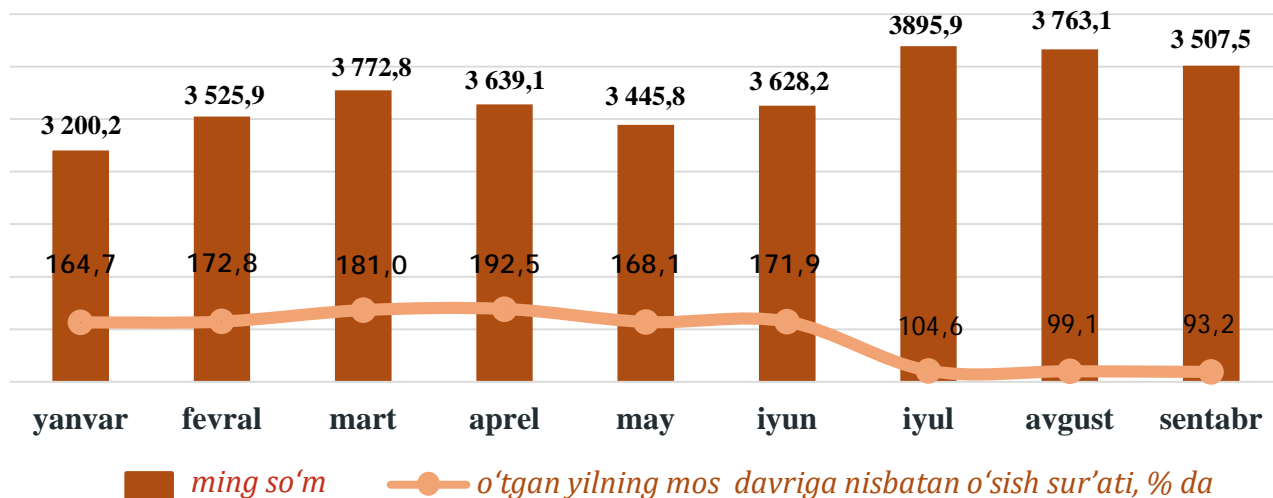


O'rtacha oylik ish haqining yillar kesimidagi dinamikasi, ming so'm

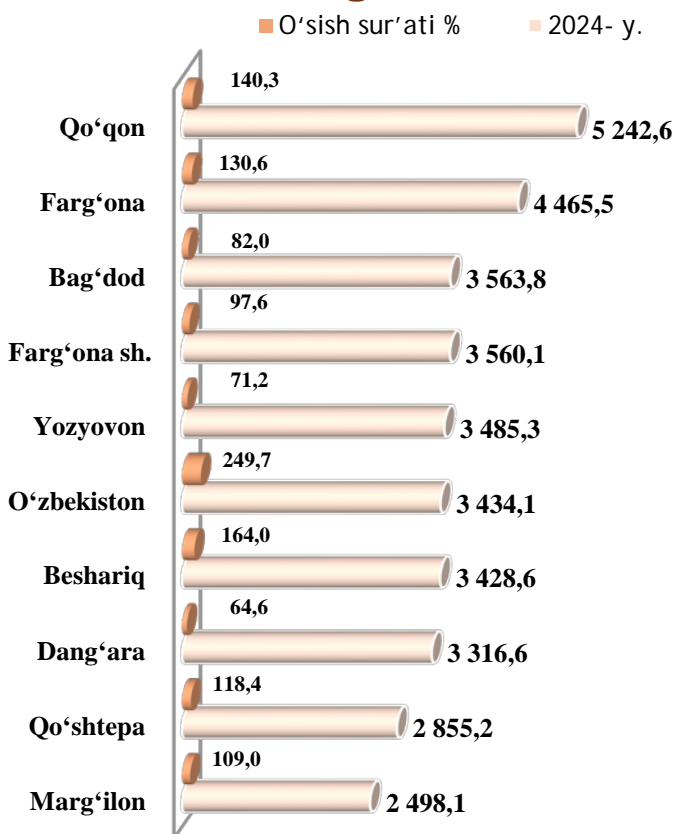


Sanoat iqtisodiy faoliyat turi bo'yicha o'rtacha oylik ish haqining eng yuqori ko'rsatkichi Toshloq tumanida (6 590,5 ming so'm), Farg'ona shahrida (5 116,3 ming so'm), Quvasoy shahrida (5 257,7 ming so'm), Qo'shtepa tumani (3 094,9 ming so'm) Qo'qon shahrida (3 820,8 ming so'm) kuzatildi.

QURILISH SOHASIDA O'RTACHA OYLIK ISH HAQI

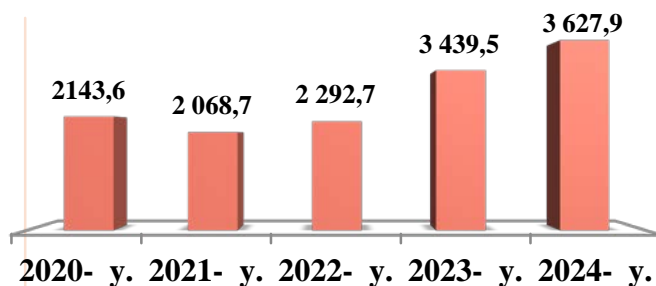


O'rtacha oylik ish haqi, ming so'm

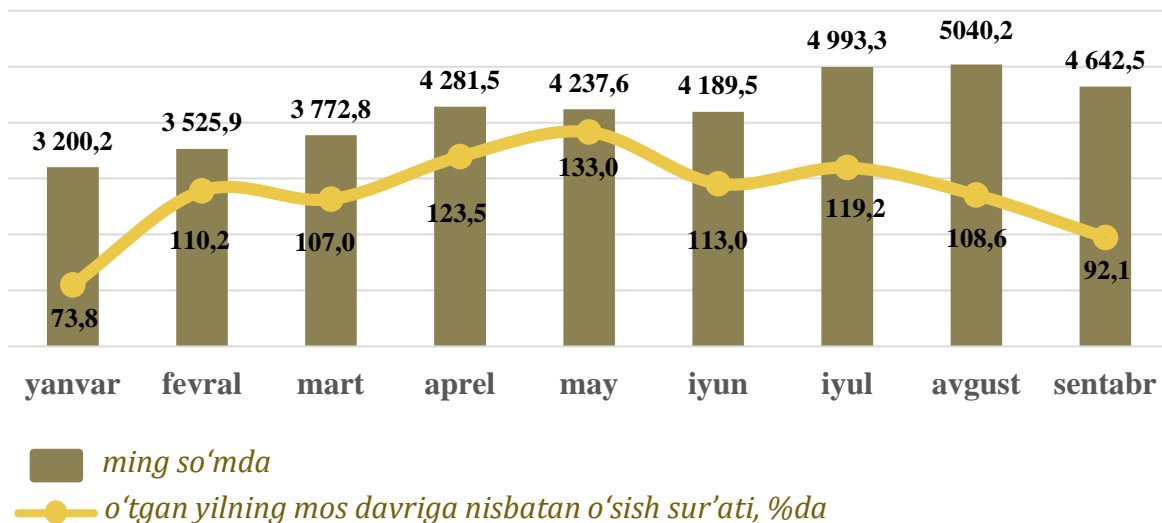


Qurilis faoliyat turi bo'yicha o'rtacha oylik ish haqining eng yuqori ko'rsatkichi Qo'qon shahrida (**5 242,6 ming so'm**), Farg'ona tumanida (**4 465,5 ming so'm**)da qayd etildi.

O'rtacha oylik ish haqining yillar kesimidagi dinamikasi, ming so'm



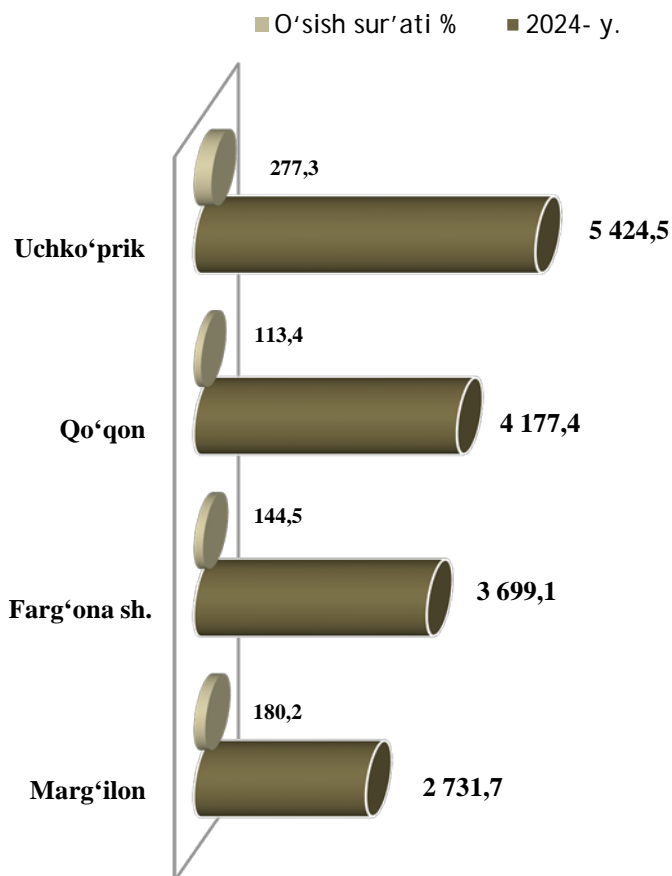
SAVDO SOHASIDA O‘RTACHA OYLIK ISH HAQI



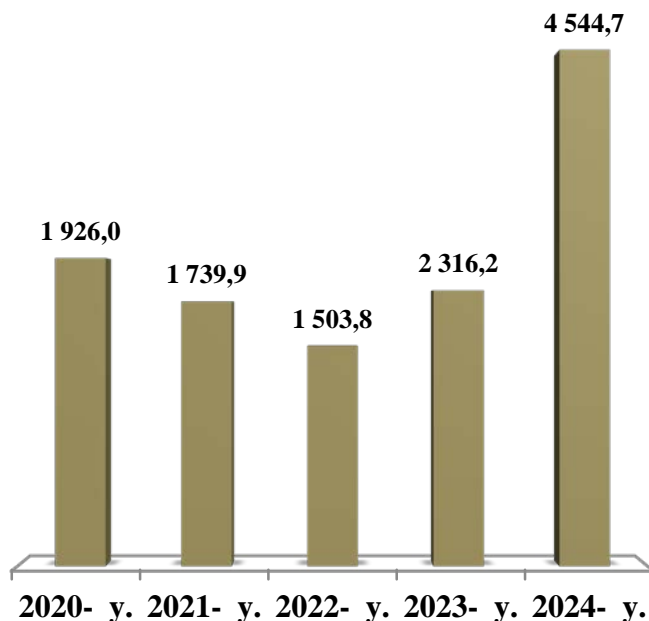
Savdo sohasining asosiy tarmoqlari bo'yicha o'rtacha oylik ish haqining eng yuqori ko'rsatkichi (**4 544,7 ming so'm**)da.



O‘rtacha oylik ish haqi, ming so‘m

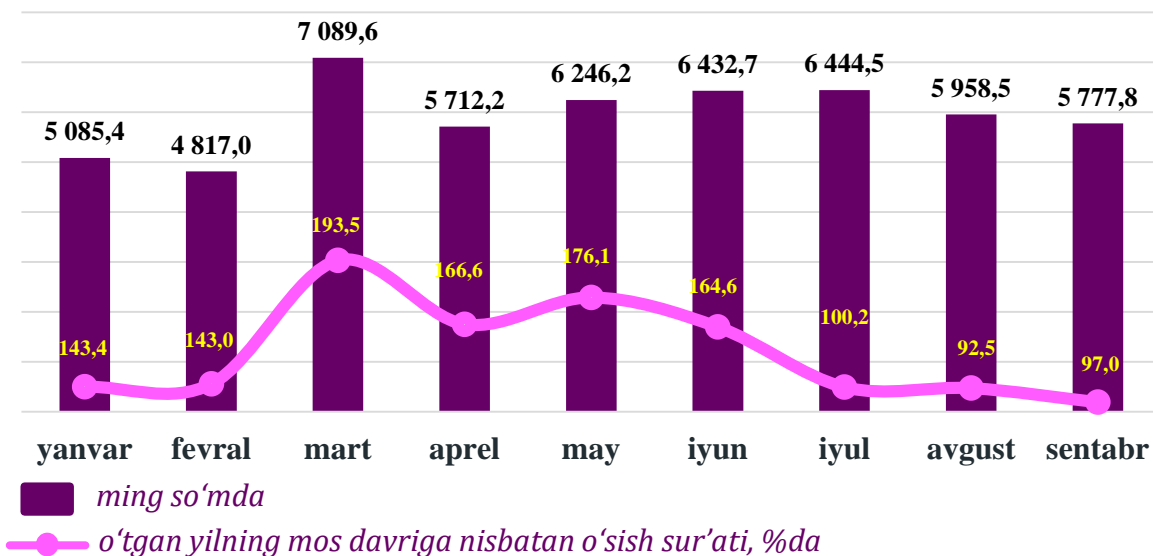


O‘rtacha oylik ish haqining yillar kesimidagi dinamikasi, ming so‘m



Savdo faoliyat turi bo‘yicha o‘rtacha oylik ish haqining eng yuqori ko‘rsatkichi Uchko‘prik tumanida (**5 424,5 ming so‘m**), Qo‘qon shahri (**4 177,4 ming so‘m**), Farg‘ona shahri (**3 699,1 ming so‘m**), Marg‘ilon shahri (**2 731,7 ming so‘m**) da kuzatildi.

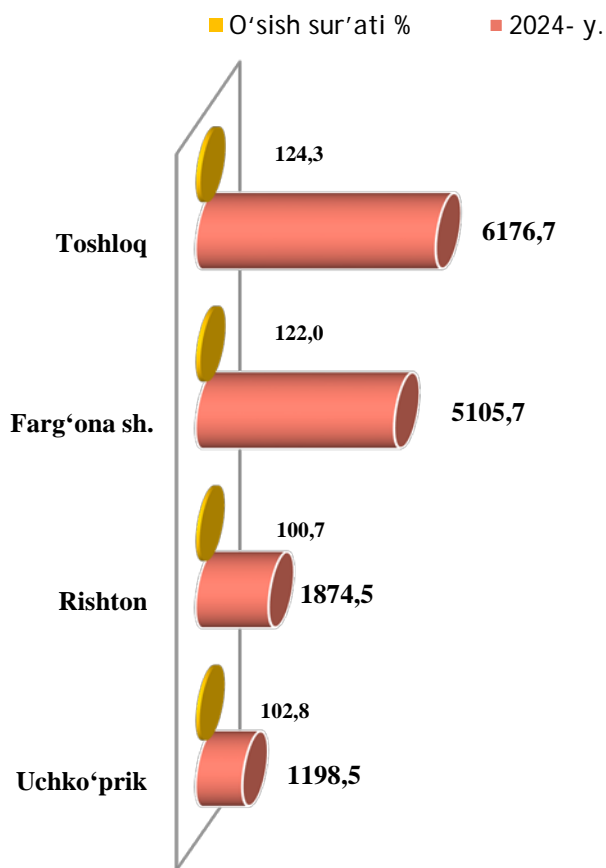
TASHISH VA SAQLASH SOHASIDA O‘RTACHA OYLIK ISH HAQI



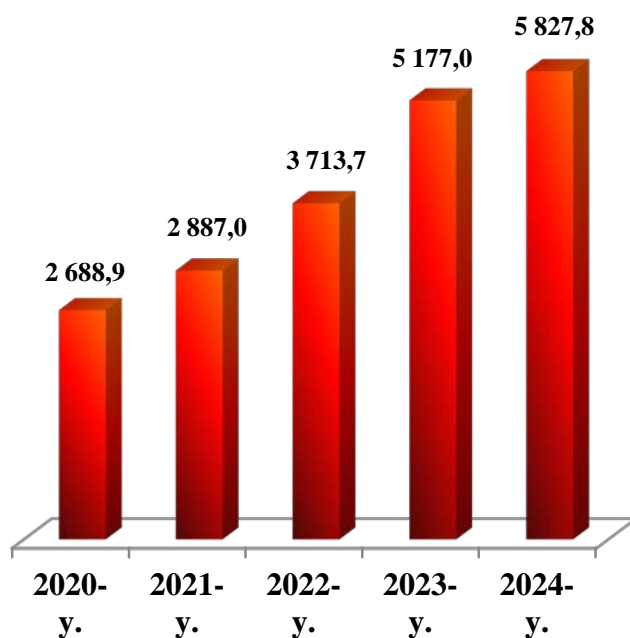
Tashish va saqlash iqtisodiy faoliyat turining asosiy tarmoqlari bo‘yicha o‘rtacha oylik ish haqining eng yuqori ko‘rsatkichi ombor xo‘jaligi va yordamchi transport faoliyati (**3 889,2 ming so‘m**)da kuzatildi.



O‘rtacha oylik ish haqi, ming so‘m

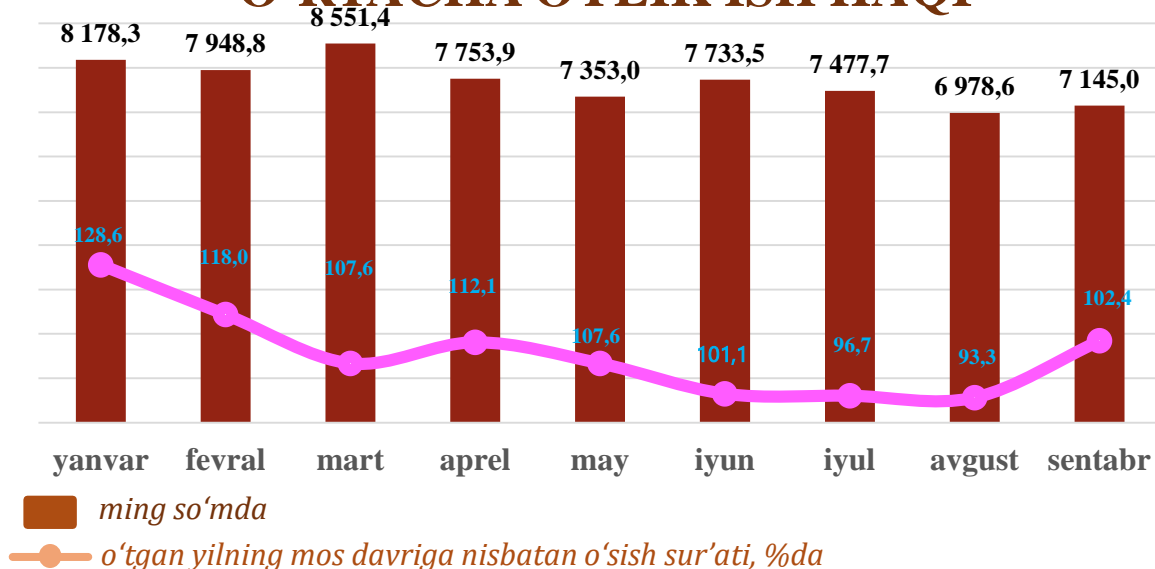


O‘rtacha oylik ish haqining yillar kesimidagi dinamikasi, ming so‘m



Tashish va saqlash iqtisodiy faoliyat turi bo‘yicha o‘rtacha oylik ish haqining eng yuqori ko‘rsatkichi Toshloq tumani (**6 176,7 ming so‘m**), Farg‘ona shahri (**5 105,7 ming so‘m**), Rishton tumani (**1 874,5 ming so‘m**) hamda Uchko‘prik tumani (**1 198,5 ming so‘m**) da kuzatildi.

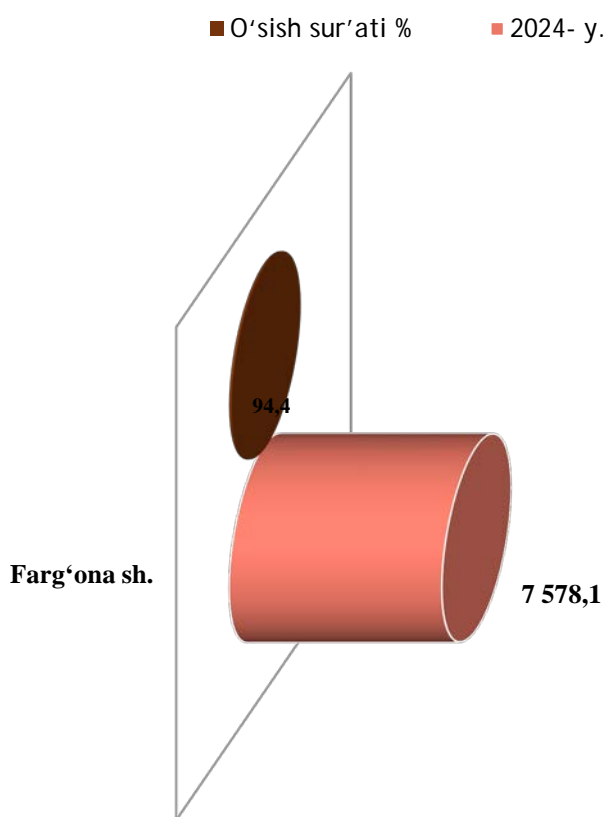
AXBOROT VA ALOQA SOHASIDA O‘RTACHA OYLIK ISH HAQI



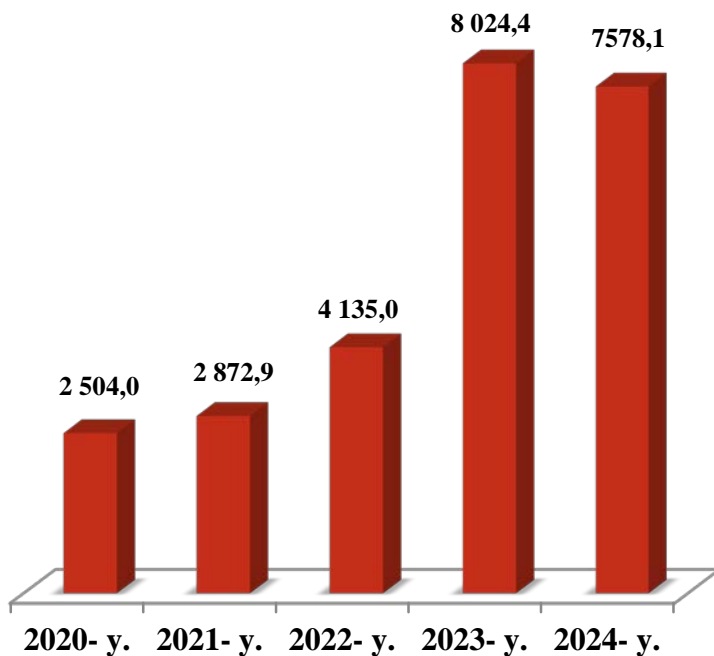
Axborot va aloqa sohasining asosiy tarmoqlari bo‘yicha o‘rtacha oylik ish haqi (7 578,1 ming so‘m)da kuzatildi.



O‘rtacha oylik ish haqi, ming so‘m

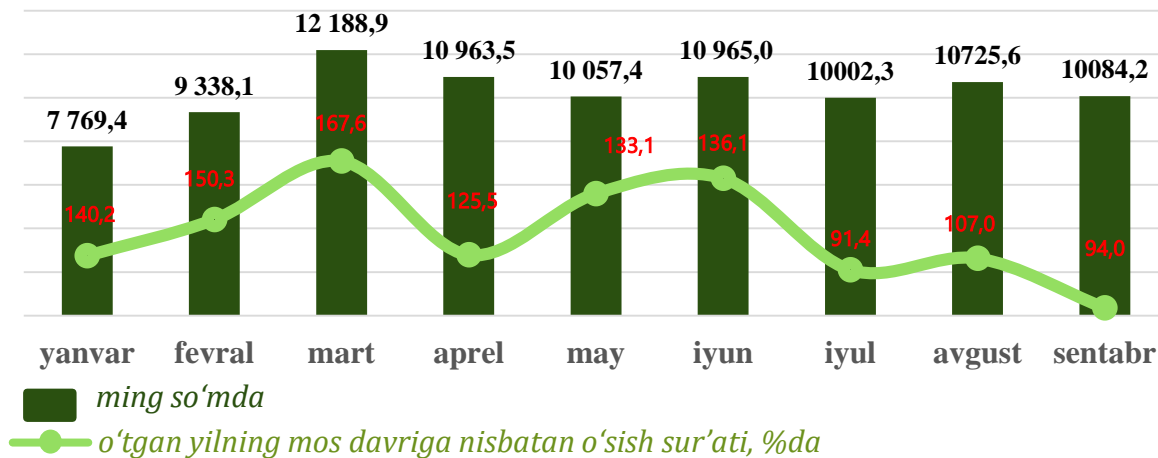


O‘rtacha oylik ish haqining yillar kesimidagi dinamikasi, ming so‘m



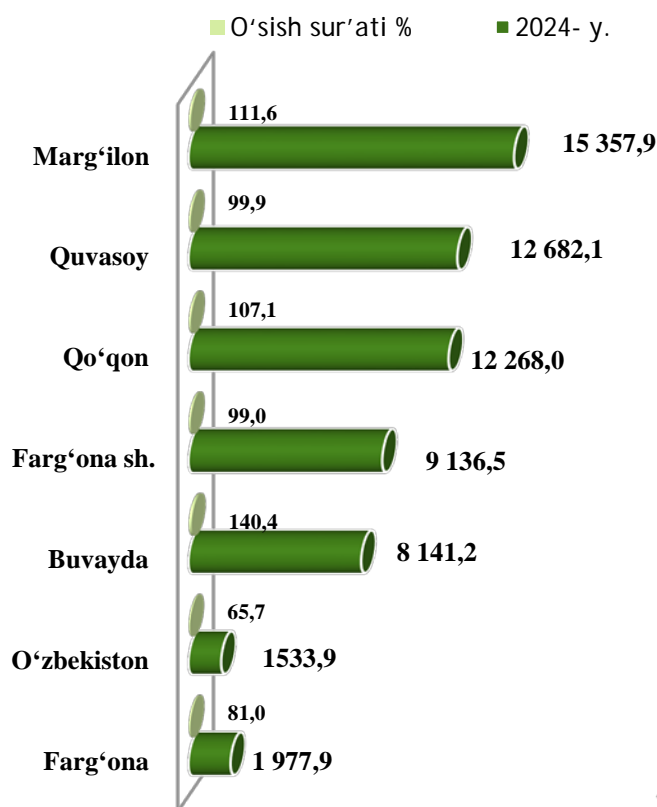
Axborot va aloqa sohasining iqtisodiy faoliyat turi bo‘yicha o‘rtacha oylik ish haqining eng yuqori ko‘rsatkichi Farg‘ona shahri (**7 578,1 ming so‘m**).

BANK, SUG‘URTA SOHASIDA O‘RTACHA OYLIK ISH HAQI

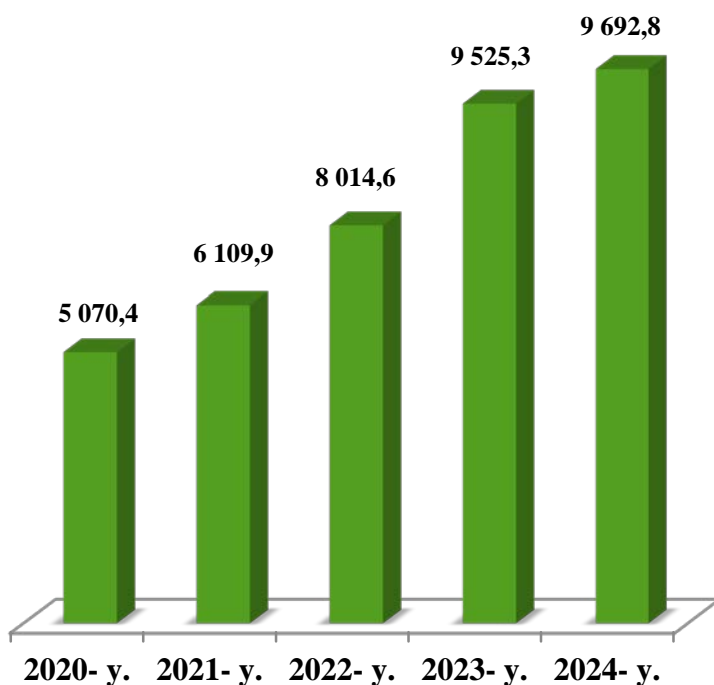


Bank, sug‘urta faoliyati iqtisodiy faoliyat turi bo‘yicha o‘rtacha oylik ish haqining eng yuqori ko‘rsatkichi faoliyati (**9 692,8 ming so‘m**)da kuzatildi.

O'rtacha oylik ish haqi, ming so'm

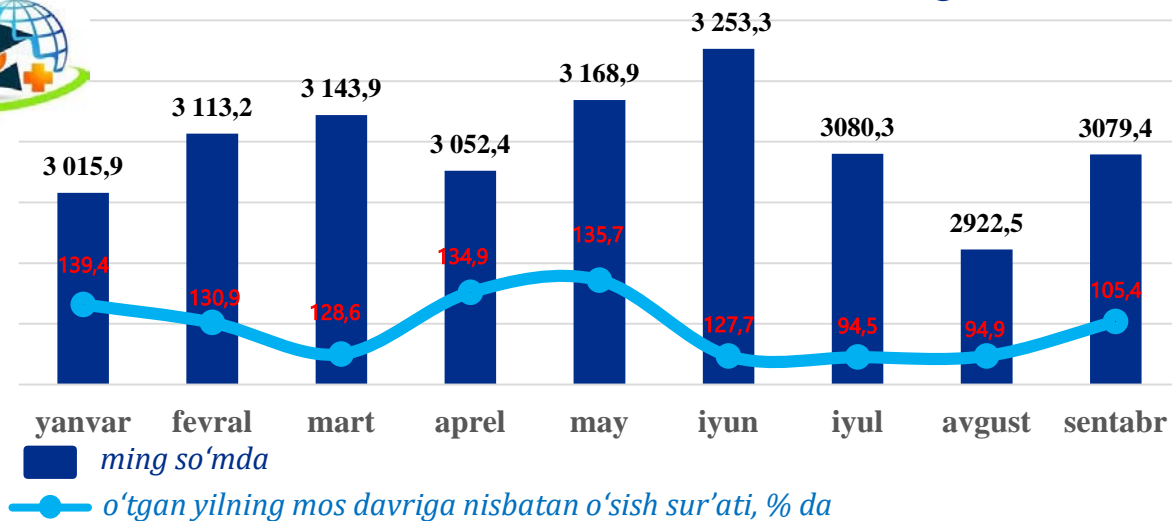


O'rtacha oylik ish haqining yillar kesimidagi dinamikasi, ming so'm



Bank, sug'urta faoliyati iqtisodiy faoliyat turlari bo'yicha o'rtacha oylik ish haqining eng yuqori ko'rsatkichi Marg'ilon shahri (**15 357,9 ming so'm**), Qo'qon shahri (**12 268,0 ming so'm**), Quvasoy shahri (**12 682,1 ming so'm**), Farg'ona shahri (**9 136,5 ming so'm**) da kuzatildi.

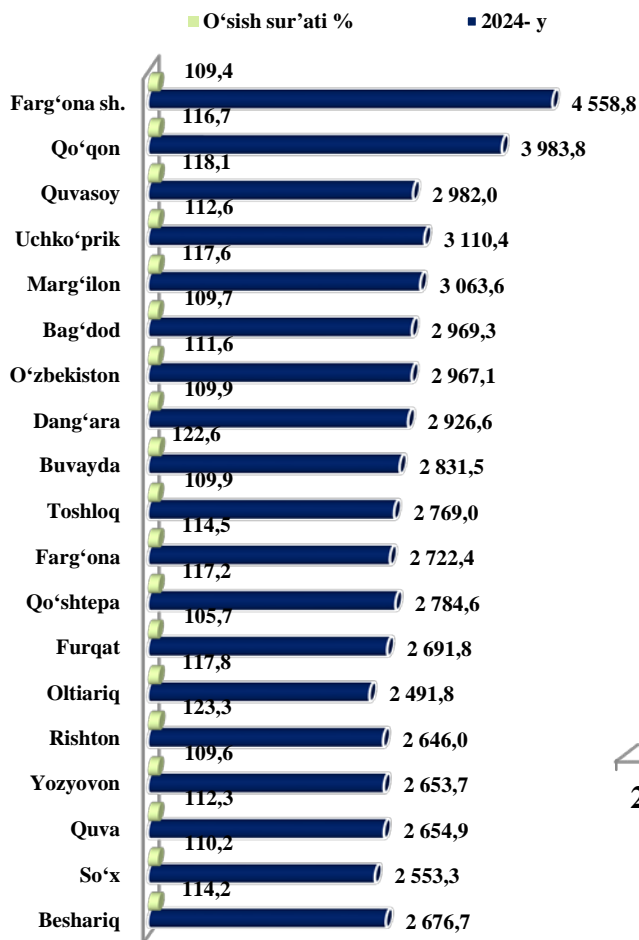
TA'LIM SOHASIDA O'RTACHA OYLIK ISH HAQI



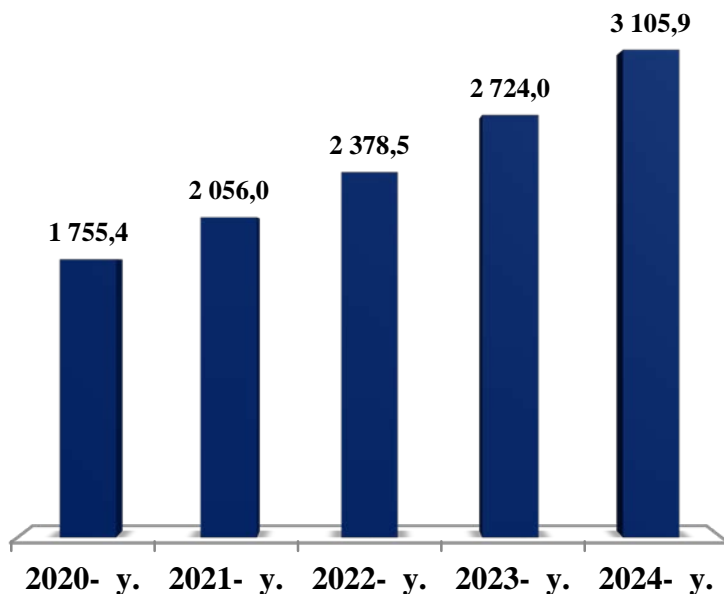
Ta'lim sohasining asosiy tarmoqlari bo'yicha o'rtacha oylik ish haqining eng yuqori ko'rsatkichi (**3 105,9 ming so'm**)dadir.



O'rtacha oylik ish haqi, ming so'm



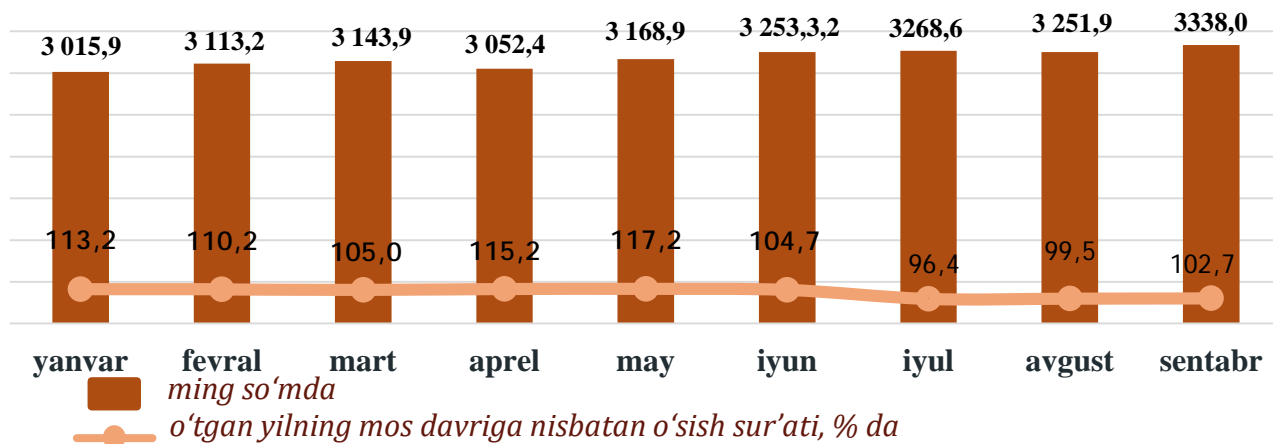
O'rtacha oylik ish haqining yillar kesimidagi dinamikasi, ming so'm



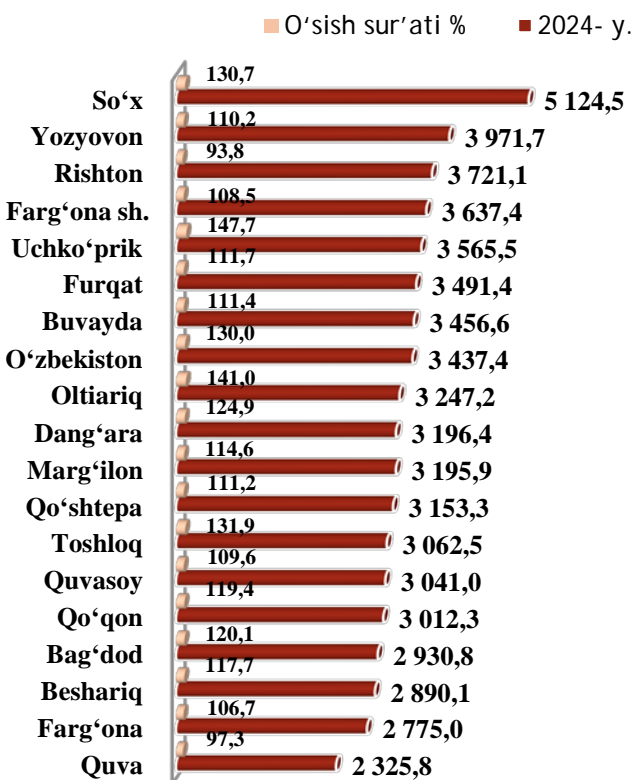
Ta'lim sohasi bo'yicha o'rtacha oylik ish haqining eng yuqori ko'rsatkichi Farg'ona shahri (**4 558,8 ming so'm**), Qo'qon shahri (**3 983,8 ming so'm**) hamda Quvasoy shahri (**2 982,0 ming so'm**)da kuzatildi.



SOG‘LIQNI SAQLASH VA IJTIMOYIY XIZMATLAR KO‘RSATISH SOHASIDA O‘RTACHA OYLIK ISH HAQI

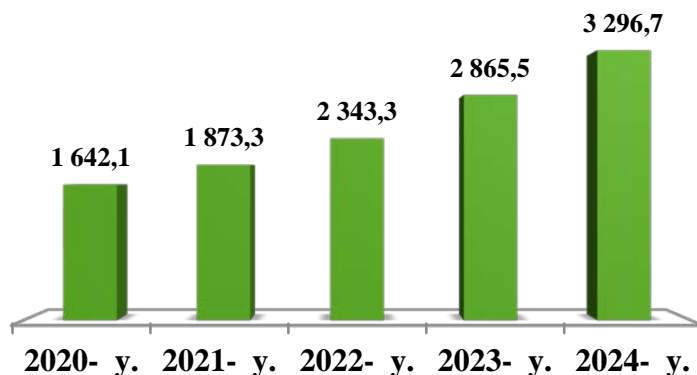


O‘rtacha oylik ish haqi, ming so‘m



Sog‘liqni saqlash va ijtimoiy xizmatlar ko‘rsatish sohasining faoliyati turi bo‘yicha o‘rtacha oylik ish haqining eng yuqori ko‘rsatkichi So‘x tumani (**5 124,5 ming so‘m**), Yozyovon tumani (**3 971,7 ming so‘m**), Farg‘ona shahrida (**3 637,4 ming so‘m**) hamda Rishton tumani (**3 721,1 ming so‘m**)da kuzatildi.

O‘rtacha oylik ish haqining yillar kesimidagi dinamikasi, ming so‘m



DEMOGRAFIYA VA MEHNAT STATISTIKASI BO‘LIMI



Nominal hisoblangan ish haqi – ma’lum bir davr (soat, oy, yil) mobaynida xodim tomonidan ishlab chiqarilgan mahsulot (bajarilgan ish yoki ko‘rsatilgan xizmat) evaziga ish beruvchilar tomonidan, amaldagi qonun hujjatlariga asoslangan holda soliq va boshqa to‘lovlarni o‘z ichiga oluvchi yollanma xodimning mehnatiga haq to‘lash tarzida jismoniy shaxsga pul shaklida hisoblangan daromadlardan iborat.



Tel.: 73 241-97-74